


















# Recycling & Disposal Instructions for Unilever Products

Product Range	Pack Image	Icon	Packaging Component	How to Dispose	Where to Dispose
<b>Knorr 3.4L Pails</b>		 Recycle	Pail	Rinse pail to remove any residual product	Place in the commingled (yellow lid) bin or in the kerbside mixed recycling bin
		 Recycle	Lid	Rinse lid to remove any residual product	Place in the commingled (yellow lid) bin or in the kerbside mixed recycling bin
		 Recycle	Case	Flatten case	Place in the Paper and Cardboard bin or in the kerbside mixed recycling bin
<b>Knorr 10L Pails</b>			Pail	Rinse pail to remove any residual product	These pails and lids are not recyclable by mainstream materials recovery facilities because they are too big, however, they are in demand materials for specialty recyclers. UFS is working on a project to gather and recycle these materials. If you would like to investigate how you can recycle these pails and lids on a small scale, contact us and we'll be happy to assist to find a solution. These pails and lids may be rinsed, dried and reused in your kitchen for storage, mixing etc.
			Lid	Rinse lid to remove any residual product	
<b>Knorr 20L Pails</b>			Pail	Rinse pail to remove any residual product	These pails and lids are not recyclable by mainstream materials recovery facilities because they are too big, however, they are in demand materials for specialty recyclers. UFS is working on a project to gather and recycle these materials. If you would like to investigate how you can recycle these pails and lids on a small scale, contact us and we'll be happy to assist to find a solution. These pails and lids may be rinsed, dried and reused in your kitchen for storage, mixing etc.
			Lid	Rinse lid to remove any residual product	
<b>Knorr Aromat 1kg</b>		 Recycle	Tub	Remove cardboard sleeve. Rinse tub to remove any residual product	Place in the commingled (yellow lid) bin or in the kerbside mixed recycling bin
		 Recycle	Sleeve	Remove cardboard sleeve from the tub	Recycle in the Paper and Cardboard bin or in the kerbside mixed recycling bin
		 Recycle	Lid	Rinse lid to remove any residual product	Place in the commingled (yellow lid) bin or in the kerbside mixed recycling bin
		 Recycle	Tray	Flatten tray	Recycle in the Paper and Cardboard bin or in the kerbside mixed recycling bin
			Shrinkwrap	Not recyclable	Place in the general waste bin
		 Recycle	Case	Flatten case	Recycle in the Paper and Cardboard bin or in the kerbside mixed recycling bin

This guide will be updated regularly with additional products & instructions.






















Unilever  
Food  
Solutions

We're for U.



# Recycling & Disposal Instructions for Unilever Products

Product Range	Pack Image	Icon	Packaging Component	How to Dispose	Where to Dispose
<b>Knorr Concentrated Liquid Chicken Stock 1kg</b>		 Recycle	Bottle	Rinse bottle to remove any residual product	Place in the commingled (yellow lid) bin or in the kerbside mixed recycling bin
			Cap	Not recyclable	The material the cap is made from is recyclable, however it is too small to be recovered in a multi-material recycling operation at this time
		 Recycle	Case and collar	Flatten case	Recycle in the Paper and Cardboard bin or in the kerbside mixed recycling bin
<b>Continental 3.4L Pails</b>		 Recycle	Pail	Rinse pail to remove any residual product	Place in the commingled (yellow lid) bin or in the kerbside mixed recycling bin
		 Recycle	Lid	Rinse lid to remove any residual product	Place in the commingled (yellow lid) bin or in the kerbside mixed recycling bin
		 Recycle	Case	Flatten case	Place in the Paper and Cardboard bin or in the kerbside mixed recycling bin
<b>Continental 10L Pails</b>			Pail	Rinse pail to remove any residual product	These pails and lids are not recyclable by mainstream materials recovery facilities because they are too big, however, they are in demand materials for specialty recyclers. UFS is working on a project to gather and recycle these materials. If you would like to investigate how you can recycle these pails and lids on a small scale, contact us and we'll be happy to assist to find a solution. These pails and lids may be rinsed, dried and reused in your kitchen for storage, mixing etc.
			Lid	Rinse lid to remove any residual product	
<b>Knorr Intense Flavours</b>			Bottle	Not recyclable	Place in the general waste bin
			Cap	Not recyclable	Place in the general waste bin
		 Recycle	Case	Flatten case	Recycle in the Paper and Cardboard bin or in the kerbside mixed recycling bin
<b>Hellmann's 2.7L Bottles</b>		 Recycle	Bottle	Rinse bottle to remove residual product	Recycle in the commingled (yellow lid) bin or in the kerbside mixed recycling bin
		 Recycle	Cap	Rinse cap to remove residual product	Recycle in the commingled (yellow lid) bin or in the kerbside mixed recycling bin
		 Recycle	Case	Flatten case	Recycle in the Paper and Cardboard bin or in the kerbside mixed recycling bin



















This guide will be updated regularly with additional products & instructions.



Unilever  
Food  
Solutions

**We're for U.**

# Recycling & Disposal Instructions for Unilever Products

Product Range	Pack Image	Icon	Packaging Component	How to Dispose	Where to Dispose
<b>Hellmann's 10L Pails</b>			Pail	Rinse pail to remove any residual product	These pails and lids are not recyclable by mainstream materials recovery facilities because they are too big, however, they are in demand materials for specialty recyclers. UFS is working on a project to gather and recycle these materials. If you would like to investigate how you can recycle these pails and lids on a small scale, contact us and we'll be happy to assist to find a solution. These pails and lids may be rinsed, dried and reused in your kitchen for storage, mixing etc.
			Lid	Rinse lid to remove any residual product	
<b>Hellmann's 20L Pails</b>			Pail	Rinse pail to remove any residual product	These pails and lids are not recyclable by mainstream materials recovery facilities because they are too big, however, they are in demand materials for specialty recyclers. UFS is working on a project to gather and recycle these materials. If you would like to investigate how you can recycle these pails and lids on a small scale, contact us and we'll be happy to assist to find a solution. These pails and lids may be rinsed, dried and reused in your kitchen for storage, mixing etc.
			Lid	Rinse lid to remove any residual product	
<b>Hellmann's Pallecon</b>			Liner bag	Not recyclable	Place in the general waste bin. Even though this material is not recyclable, the material going to landfill from one pallecon (liner bag and security tags) is only 3.2kg compared with 52.7kg of pails and lids for the equivalent amount of product packed in 20kg pails
			Security tags	Not recyclable	Place in the general waste bin
<b>Knorr Professional Sauces</b>			Liquid paperboard carton	Not recyclable	Place in the general waste bin. Although these packs are not recyclable in Australia and New Zealand at the moment, work is being done to develop a process by which the paperboard fibre can be recovered. Once this technology is available, these packs will be recyclable
			Tray	Flatten tray	Place in the Paper and Cardboard bin or in the kerbside mixed recycling bin
			Hood	Flatten hood	Place in the Paper and Cardboard bin or in the kerbside mixed recycling bin
<b>Knorr Patak's Pastes</b>			Jar	Rinse jar to remove residual product	Place in the commingled (yellow lid) bin or in the kerbside mixed recycling bin
			Cap	Rinse cap to remove residual product	Place in the commingled (yellow lid) bin or in the kerbside mixed recycling bin
			Bottle seal	Not recyclable	The induction seal and wad are not recyclable. Place in the general waste bin
			Case	Flatten case	Place in the Paper and Cardboard bin or in the kerbside mixed recycling bin

This guide will be updated regularly with additional products & instructions.



HELLMANN'S



Sr. Thomas I. Lipton

purika



CARTE D'OR





















fair kitchens



Unilever  
Food  
Solutions

We're for U.

# Recycling & Disposal Instructions for Unilever Products

Product Range	Pack Image	Icon	Packaging Component	How to Dispose	Where to Dispose
<b>Knorr Patak's Sauces</b>		 Recycle	Bottle	Rinse bottle to remove residual product	Place in the commingled (yellow lid) bin or in the kerbside mixed recycling bin
		 Recycle	Cap	Rinse cap to remove residual product	Place in the commingled (yellow lid) bin or in the kerbside mixed recycling bin
			Bottle seal	Not recyclable	The induction seal and wad are not recyclable. Place in the general waste bin
		 Recycle	Case	Flatten case	Place in the Paper and Cardboard bin or in the kerbside mixed recycling bin
<b>Knorr World Cuisine Sauces</b>		 Recycle	Bottle	Rinse bottle to remove residual product	Place in the commingled (yellow lid) bin or in the kerbside mixed recycling bin
		 Recycle	Cap	Rinse cap to remove residual product	Place in the commingled (yellow lid) bin or in the kerbside mixed recycling bin
			Bottle seal	Not recyclable	Place in the general waste bin
		 Recycle	Case	Flatten case	Place in the Paper and Cardboard bin or in the kerbside mixed recycling bin
<b>Knorr Pronto Napoli</b>		 Recycle	Can and end	Rinse can to remove residual product	Place in the commingled (yellow lid) bin or in the kerbside mixed recycling bin. Label can be left on the can or removed and placed in the Paper and Cardboard bin
			Shrinkwrap	Not recyclable	Place in the general waste bin
		 Recycle	Layer pad	Recyclable	Place in the Paper and Cardboard bin or in the kerbside mixed recycling bin
<b>Knorr World Cuisine Pastes</b>		 Recycle	Can and end	Rinse can to remove residual product	Place in the commingled (yellow lid) bin or in the kerbside mixed recycling bin. Label can be left on the can or removed and placed in the Paper and Cardboard bin
		 Recycle	Overcap	Rinse cap to remove residual product	Place in the commingled (yellow lid) bin or in the kerbside mixed recycling bin
		 Recycle	Case	Flatten case	Place in the Paper and Cardboard bin or in the kerbside mixed recycling bin

This guide will be updated regularly with additional products & instructions.



Unilever  
Food  
Solutions

We're for U.



# Recycling & Disposal Instructions for Unilever Products

Product Range	Pack Image	Icon	Packaging Component	How to Dispose	Where to Dispose
<b>Knorr World Cuisine Dry Mixes</b>			Bag	Not recyclable	Place in the general waste bin
			Case	Flatten case	Place in the Paper and Cardboard bin or in the kerbside mixed recycling bin
<b>Knorr Italian Glaze</b>			Tamper evident seal	Not recyclable	Place in the general waste bin
			Bottle and cap	Recyclable as a combined item Remove cap, rinse bottle and replace cap	Place in the commingled (yellow lid) bin or in the kerbside mixed recycling bin
			Case	Flatten case	Place in the Paper and Cardboard bin or in the kerbside mixed recycling bin
<b>Knorr Potato Products</b>			Bag	Not recyclable	Place in the general waste bin
			Carton	Flatten carton	Place in the Paper and Cardboard bin or in the kerbside mixed recycling bin
<b>Continental Potato Products</b>			Bag	Not recyclable	Place in the general waste bin
			Carton	Flatten carton	Place in the Paper and Cardboard bin or in the kerbside mixed recycling bin





















This guide will be updated regularly with additional products & instructions.



Unilever  
Food  
Solutions

**We're for U.**

# Recycling & Disposal Instructions for Unilever Products

Product Range	Pack Image	Icon	Packaging Component	How to Dispose	Where to Dispose
<b>Lipton and Bushells String and Tag Tea Bags</b>		 Recycle	Carton	Flatten carton	Recycle in the Paper and Cardboard bin or in the kerbside mixed recycling bin
		 Recycle	Dividers	Bundle with flattened carton	Recycle in the Paper and Cardboard bin or in the kerbside mixed recycling bin
			Overwrap	Not recyclable	Place in the general waste bin
		 Recycle	Case	Flatten case	Recycle in the Paper and Cardboard bin or in the kerbside mixed recycling bin
<b>Lipton and Bushells Envelope Tea Bags</b>		 Recycle	Envelope	Collect envelopes in a large envelope	Recycle in the Paper and Cardboard bin or in the kerbside mixed recycling bin
		 Recycle	Carton	Flatten carton	Recycle in the Paper and Cardboard bin or in the kerbside mixed recycling bin
		 Recycle	Dividers	Bundle with flattened carton	Recycle in the Paper and Cardboard bin or in the kerbside mixed recycling bin
			Overwrap	Not recyclable	Place in the general waste bin
		 Recycle	Case	Flatten case	Recycle in the Paper and Cardboard bin or in the kerbside mixed recycling bin
<b>Lipton, Lan-Choo and Bushells Pot Bags</b>			Liner bag	Not recyclable	Place in the general waste bin
		 Recycle	Case	Flatten case	Recycle in the Paper and Cardboard bin or in the kerbside mixed recycling bin
<b>Lipton, Green Tea Bags</b>			Envelope	Not recyclable	Place in the general waste bin
		 Recycle	Case	Flatten case	Recycle in the Paper and Cardboard bin or in the kerbside mixed recycling bin
<b>Bushells Blue Loose Leaf Tea</b>			Liner bag	Not recyclable	Place in the general waste bin
		 Recycle	Case	Flatten case	Recycle in the Paper and Cardboard bin or in the kerbside mixed recycling bin





















This guide will be updated regularly with additional products & instructions.



Unilever  
Food  
Solutions

**We're for U.**

# Recycling & Disposal Instructions for Unilever Products

Product Range	Pack Image	Icon	Packaging Component	How to Dispose	Where to Dispose
<b>Lan-Choo String and Tag Tea Bags</b>			Liner bag	Not recyclable	Place in the general waste bin
		 Recycle	Case	Flatten case	Recycle in the Paper and Cardboard bin or in the kerbside mixed recycling bin
<b>Lan-Choo Urn Tea Bags</b>			Sachet	Not recyclable	Place in the general waste bin
		 Recycle	Case	Flatten case	Recycle in the Paper and Cardboard bin or in the kerbside mixed recycling bin
<b>Lipton and Sir Thomas Lipton Tea Bags 500s</b>			Sachet	Not recyclable	Place in the general waste bin
		 Recycle	Case	Flatten case	Place in the Paper and Cardboard bin or in the kerbside mixed recycling bin
<b>Sir Thomas Lipton Tea Bags 100s</b>			Sachet	Not recyclable	Place in the general waste bin
			Overwrap	Not recyclable	Place in the general waste bin
		 Recycle	Carton	Flatten carton	Place in the Paper and Cardboard bin or in the kerbside mixed recycling bin
		 Recycle	Dividers	Bundle with flattened carton	Place in the Paper and Cardboard bin or in the kerbside mixed recycling bin
		 Recycle	Case	Flatten case	Place in the Paper and Cardboard bin or in the kerbside mixed recycling bin
<b>Sir Thomas Lipton Tea Bags 25s</b>			Sachet	Not recyclable	Place in the general waste bin
			Overwrap	Not recyclable	Place in the general waste bin
		 Recycle	Carton	Flatten carton	Place in the Paper and Cardboard bin or in the kerbside mixed recycling bin
		 Recycle	Case	Flatten case	Place in the Paper and Cardboard bin or in the kerbside mixed recycling bin











This guide will be updated regularly with additional products & instructions.



Unilever  
Food  
Solutions

**We're for U.**

# Recycling & Disposal Instructions for Unilever Products

Product Range	Pack Image	Icon	Packaging Component	How to Dispose	Where to Dispose
<b>Choysa Loose Tea 2kg</b>			Liner bag	Not recyclable	Place in the general waste bin
		 Recycle	Case	Flatten case	Place in the Paper and Cardboard bin or in the kerbside mixed recycling bin
<b>Choysa and PG Tips Tea Bag 500s</b>			Liner bag	Not recyclable	Place in the general waste bin
		 Recycle	Case	Flatten case	Place in the Paper and Cardboard bin or in the kerbside mixed recycling bin
<b>Carte D'or Dessert Mixes</b>			Bag	Not recyclable	Place in the general waste bin
		 Recycle	Carton	Flatten carton	Place in the Paper and Cardboard bin or in the kerbside mixed recycling bin
		 Recycle	Case	Flatten case	Place in the Paper and Cardboard bin or in the kerbside mixed recycling bin

This guide will be updated regularly with additional products & instructions.



Unilever  
Food  
Solutions

**We're for U.**