






















# Recycling & Disposal Instructions for Unilever Products

Product Range	Pack Image	Icon	Packaging Component	How to Dispose	Where to Dispose
<b>Knorr 3.4L Pails</b>		 Recycle	Pail	Rinse pail to remove any residual product	Place in the commingled (yellow lid) bin or in the kerbside mixed recycling bin
		 Recycle	Lid	Rinse lid to remove any residual product	Place in the commingled (yellow lid) bin or in the kerbside mixed recycling bin
		 Recycle	Case	Flatten case	Place in the Paper and Cardboard bin or in the kerbside mixed recycling bin
<b>Knorr 10L Pails</b>			Pail	Rinse pail to remove any residual product	These pails and lids are not recyclable by mainstream materials recovery facilities because they are too big, however, they are in demand materials for specialty recyclers. UFS is working on a project to gather and recycle these materials. If you would like to investigate how you can recycle these pails and lids on a small scale, contact us and we'll be happy to assist to find a solution. These pails and lids may be rinsed, dried and reused in your kitchen for storage, mixing etc.
			Lid	Rinse lid to remove any residual product	
<b>Knorr 20L Pails</b>			Pail	Rinse pail to remove any residual product	These pails and lids are not recyclable by mainstream materials recovery facilities because they are too big, however, they are in demand materials for specialty recyclers. UFS is working on a project to gather and recycle these materials. If you would like to investigate how you can recycle these pails and lids on a small scale, contact us and we'll be happy to assist to find a solution. These pails and lids may be rinsed, dried and reused in your kitchen for storage, mixing etc.
			Lid	Rinse lid to remove any residual product	
<b>Continental 3.4L Pails</b>		 Recycle	Pail	Rinse pail to remove any residual product	Place in the commingled (yellow lid) bin or in the kerbside mixed recycling bin
		 Recycle	Lid	Rinse lid to remove any residual product	Place in the commingled (yellow lid) bin or in the kerbside mixed recycling bin
		 Recycle	Case	Flatten case	Place in the Paper and Cardboard bin or in the kerbside mixed recycling bin
<b>Continental 10L Pails</b>			Pail	Rinse pail to remove any residual product	These pails and lids are not recyclable by mainstream materials recovery facilities because they are too big, however, they are in demand materials for specialty recyclers. UFS is working on a project to gather and recycle these materials. If you would like to investigate how you can recycle these pails and lids on a small scale, contact us and we'll be happy to assist to find a solution. These pails and lids may be rinsed, dried and reused in your kitchen for storage, mixing etc.
			Lid	Rinse lid to remove any residual product	
<b>Knorr Intense Flavours</b>			Bottle	Not recyclable	Place in the general waste bin
			Cap	Not recyclable	Place in the general waste bin
		 Recycle	Case	Flatten case	Recycle in the Paper and Cardboard bin or in the kerbside mixed recycling bin

This guide will be updated regularly with additional products & instructions.



**Unilever Food Solutions**

**We're for U.**























# Recycling & Disposal Instructions for Unilever Products

Product Range	Pack Image	Icon	Packaging Component	How to Dispose	Where to Dispose
<b>Hellmann's 2.7L Bottles</b>			Bottle	Rinse bottle to remove residual dressing	Recycle in the commingled (yellow lid) bin or in the kerbside mixed recycling bin
			Cap	Rinse cap to remove residual dressing	Recycle in the commingled (yellow lid) bin or in the kerbside mixed recycling bin
			Case	Flatten case	Recycle in the Paper and Cardboard bin or in the kerbside mixed recycling bin
<b>Hellmann's 10L Pails</b>			Pail	Rinse pail to remove any residual product	These pails and lids are not recyclable by mainstream materials recovery facilities because they are too big, however, they are in demand materials for specialty recyclers. UFS is working on a project to gather and recycle these materials. If you would like to investigate how you can recycle these pails and lids on a small scale, contact us and we'll be happy to assist to find a solution. These pails and lids may be rinsed, dried and reused in your kitchen for storage, mixing etc.
			Lid	Rinse lid to remove any residual product	
<b>Hellmann's 20L Pails</b>			Pail	Rinse pail to remove any residual product	These pails and lids are not recyclable by mainstream materials recovery facilities because they are too big, however, they are in demand materials for specialty recyclers. UFS is working on a project to gather and recycle these materials. If you would like to investigate how you can recycle these pails and lids on a small scale, contact us and we'll be happy to assist to find a solution. These pails and lids may be rinsed, dried and reused in your kitchen for storage, mixing etc.
			Lid	Rinse lid to remove any residual product	
<b>Knorr Professional Sauces</b>			Liquid paperboard carton	Not recyclable	Place in the general waste bin. Although these packs are not recyclable in Australia and New Zealand at the moment, work is being done to develop a process by which the paperboard fibre can be recovered. Once this technology is available, these packs will be recyclable
			Tray	Flatten tray	Place in the Paper and Cardboard bin or in the kerbside mixed recycling bin
			Hood	Flatten hood	Place in the Paper and Cardboard bin or in the kerbside mixed recycling bin
<b>Knorr World Cuisine Sauces</b>			Bottle	Rinse bottle to remove residual dressing	Place in the commingled (yellow lid) bin or in the kerbside mixed recycling bin
			Cap	Rinse cap to remove residual dressing	Place in the commingled (yellow lid) bin or in the kerbside mixed recycling bin
			Bottle seal	Not recyclable	Place in the general waste bin
			Case	Flatten case	Place in the Paper and Cardboard bin or in the kerbside mixed recycling bin

This guide will be updated regularly with additional products & instructions.



# Recycling & Disposal Instructions for Unilever Products

Product Range	Pack Image	Icon	Packaging Component	How to Dispose	Where to Dispose
<b>Sir Thomas Lipton Tea Bags 25s</b>			Sachet	Not recyclable	Place in the general waste bin
			Overwrap	Remove overwrap from carton	<i>In Australia, the overwrap may be placed in the Soft Plastic bin or a REDcycle bin or be dropped off at a REDcycle collection point. Find REDcycle collection points at <a href="https://www.redcycle.net.au/where-to-redcycle/">https://www.redcycle.net.au/where-to-redcycle/</a>. In New Zealand, place in the general waste bin.</i>
			Carton	Flatten carton	Place in the Paper and Cardboard bin or in the kerbside mixed recycling bin
			Case	Flatten case	Place in the Paper and Cardboard bin or in the kerbside mixed recycling bin
<b>Sir Thomas Lipton Tea Bags 100s</b>			Sachet	Not recyclable	Place in the general waste bin
			Overwrap	Remove overwrap from carton	<i>In Australia, the overwrap may be placed in the Soft Plastic bin or a REDcycle bin or be dropped off at a REDcycle collection point. Find REDcycle collection points at <a href="https://www.redcycle.net.au/where-to-redcycle/">https://www.redcycle.net.au/where-to-redcycle/</a>. In New Zealand, place in the general waste bin.</i>
			Carton	Flatten carton	Place in the Paper and Cardboard bin or in the kerbside mixed recycling bin
			Dividers	Recyclable	Place in the Paper and Cardboard bin or in the kerbside mixed recycling bin
			Case	Flatten case	Place in the Paper and Cardboard bin or in the kerbside mixed recycling bin
<b>Sir Thomas Lipton Tea Bags 500s</b>			Sachet	Not recyclable	Place in the general waste bin
			Case	Flatten case	Place in the Paper and Cardboard bin or in the kerbside mixed recycling bin
<b>Choysa Loose Tea 2kg</b>			Liner bag	Not recyclable	Place in the general waste bin
			Case	Flatten case	Place in the Paper and Cardboard bin or in the kerbside mixed recycling bin
<b>Choysa Tea Bag 500s</b>			Liner bag	Not recyclable	Place in the general waste bin
			Case	Flatten case	Place in the Paper and Cardboard bin or in the kerbside mixed recycling bin

This guide will be updated regularly with additional products & instructions.






**Unilever Food Solutions**

**We're for U.**



# Recycling & Disposal Instructions for Unilever Products

Product Range	Pack Image	Icon	Packaging Component	How to Dispose	Where to Dispose
PG Tips Tea Bag 500s			Liner bag	Not recyclable	Place in the general waste bin
		 Recycle	Case	Flatten case	Place in the Paper and Cardboard bin or in the kerbside mixed recycling bin

This guide will be updated regularly with additional products & instructions.



Unilever  
Food  
Solutions

**We're for U.**