


















Recycling & Disposal Instructions for Unilever Products

Product Range	Pack Image	Icon	Packaging Component	How to Dispose	Where to Dispose
Knorr 3.4L Pails		 Recycle	Pail	Rinse pail to remove any residual product	Place in the commingled (yellow lid) bin or in the kerbside mixed recycling bin
		 Recycle	Lid	Rinse lid to remove any residual product	Place in the commingled (yellow lid) bin or in the kerbside mixed recycling bin
		 Recycle	Case	Flatten case	Place in the Paper and Cardboard bin or in the kerbside mixed recycling bin
Knorr 10L Pails			Pail	Rinse pail to remove any residual product	These pails and lids are not recyclable by mainstream materials recovery facilities because they are too big, however, they are in demand materials for specialty recyclers. UFS is working on a project to gather and recycle these materials. If you would like to investigate how you can recycle these pails and lids on a small scale, contact us and we'll be happy to assist to find a solution. These pails and lids may be rinsed, dried and reused in your kitchen for storage, mixing etc.
			Lid	Rinse lid to remove any residual product	
Knorr 20L Pails			Pail	Rinse pail to remove any residual product	These pails and lids are not recyclable by mainstream materials recovery facilities because they are too big, however, they are in demand materials for specialty recyclers. UFS is working on a project to gather and recycle these materials. If you would like to investigate how you can recycle these pails and lids on a small scale, contact us and we'll be happy to assist to find a solution. These pails and lids may be rinsed, dried and reused in your kitchen for storage, mixing etc.
			Lid	Rinse lid to remove any residual product	
Knorr Aromat 1kg		 Recycle	Tub	Remove cardboard sleeve. Rinse tub to remove any residual product	Place in the commingled (yellow lid) bin or in the kerbside mixed recycling bin
		 Recycle	Sleeve	Remove cardboard sleeve from the tub	Recycle in the Paper and Cardboard bin or in the kerbside mixed recycling bin
		 Recycle	Lid	Rinse lid to remove any residual product	Place in the commingled (yellow lid) bin or in the kerbside mixed recycling bin
		 Recycle	Tray	Flatten tray	Recycle in the Paper and Cardboard bin or in the kerbside mixed recycling bin
			Shrinkwrap	Not recyclable	Place in the general waste bin
		 Recycle	Case	Flatten case	Recycle in the Paper and Cardboard bin or in the kerbside mixed recycling bin

This guide will be updated regularly with additional products & instructions.






















Unilever
Food
Solutions

We're for U.



Recycling & Disposal Instructions for Unilever Products

Product Range	Pack Image	Icon	Packaging Component	How to Dispose	Where to Dispose
Knorr Concentrated Liquid Chicken Stock 1kg		 Recycle	Bottle	Rinse bottle to remove any residual product	Place in the commingled (yellow lid) bin or in the kerbside mixed recycling bin
			Cap	Not recyclable	The material the cap is made from is recyclable, however it is too small to be recovered in a multi-material recycling operation at this time
		 Recycle	Case and collar	Flatten case	Recycle in the Paper and Cardboard bin or in the kerbside mixed recycling bin
Continental 3.4L Pails		 Recycle	Pail	Rinse pail to remove any residual product	Place in the commingled (yellow lid) bin or in the kerbside mixed recycling bin
		 Recycle	Lid	Rinse lid to remove any residual product	Place in the commingled (yellow lid) bin or in the kerbside mixed recycling bin
		 Recycle	Case	Flatten case	Place in the Paper and Cardboard bin or in the kerbside mixed recycling bin
Continental 10L Pails			Pail	Rinse pail to remove any residual product	These pails and lids are not recyclable by mainstream materials recovery facilities because they are too big, however, they are in demand materials for specialty recyclers. UFS is working on a project to gather and recycle these materials. If you would like to investigate how you can recycle these pails and lids on a small scale, contact us and we'll be happy to assist to find a solution. These pails and lids may be rinsed, dried and reused in your kitchen for storage, mixing etc.
			Lid	Rinse lid to remove any residual product	
Knorr Intense Flavours			Bottle	Not recyclable	Place in the general waste bin
			Cap	Not recyclable	Place in the general waste bin
		 Recycle	Case	Flatten case	Recycle in the Paper and Cardboard bin or in the kerbside mixed recycling bin
Hellmann's 2.7L Bottles		 Recycle	Bottle	Rinse bottle to remove residual product	Recycle in the commingled (yellow lid) bin or in the kerbside mixed recycling bin
		 Recycle	Cap	Rinse cap to remove residual product	Recycle in the commingled (yellow lid) bin or in the kerbside mixed recycling bin
		 Recycle	Case	Flatten case	Recycle in the Paper and Cardboard bin or in the kerbside mixed recycling bin



















This guide will be updated regularly with additional products & instructions.



Unilever
Food
Solutions

We're for U.

Recycling & Disposal Instructions for Unilever Products

Product Range	Pack Image	Icon	Packaging Component	How to Dispose	Where to Dispose
Hellmann's 10L Pails			Pail	Rinse pail to remove any residual product	These pails and lids are not recyclable by mainstream materials recovery facilities because they are too big, however, they are in demand materials for specialty recyclers. UFS is working on a project to gather and recycle these materials. If you would like to investigate how you can recycle these pails and lids on a small scale, contact us and we'll be happy to assist to find a solution. These pails and lids may be rinsed, dried and reused in your kitchen for storage, mixing etc.
			Lid	Rinse lid to remove any residual product	
Hellmann's 20L Pails			Pail	Rinse pail to remove any residual product	These pails and lids are not recyclable by mainstream materials recovery facilities because they are too big, however, they are in demand materials for specialty recyclers. UFS is working on a project to gather and recycle these materials. If you would like to investigate how you can recycle these pails and lids on a small scale, contact us and we'll be happy to assist to find a solution. These pails and lids may be rinsed, dried and reused in your kitchen for storage, mixing etc.
			Lid	Rinse lid to remove any residual product	
Hellmann's Pallecon			Liner bag	Not recyclable	Place in the general waste bin. Even though this material is not recyclable, the material going to landfill from one pallecon (liner bag and security tags) is only 3.2kg compared with 52.7kg of pails and lids for the equivalent amount of product packed in 20kg pails
			Security tags	Not recyclable	Place in the general waste bin
Knorr Professional Sauces			Liquid paperboard carton	Not recyclable	Place in the general waste bin. Although these packs are not recyclable in Australia and New Zealand at the moment, work is being done to develop a process by which the paperboard fibre can be recovered. Once this technology is available, these packs will be recyclable
			Tray	Flatten tray	Place in the Paper and Cardboard bin or in the kerbside mixed recycling bin
			Hood	Flatten hood	Place in the Paper and Cardboard bin or in the kerbside mixed recycling bin
Knorr Patak's Pastes			Jar	Rinse jar to remove residual product	Place in the commingled (yellow lid) bin or in the kerbside mixed recycling bin
			Cap	Rinse cap to remove residual product	Place in the commingled (yellow lid) bin or in the kerbside mixed recycling bin
			Bottle seal	Not recyclable	The induction seal and wad are not recyclable. Place in the general waste bin
			Case	Flatten case	Place in the Paper and Cardboard bin or in the kerbside mixed recycling bin

This guide will be updated regularly with additional products & instructions.



HELLMANN'S



Sr. Thomas I. Lipton

purika



CARTE D'OR





















fair kitchens



Unilever Food Solutions

We're for U.

Recycling & Disposal Instructions for Unilever Products

Product Range	Pack Image	Icon	Packaging Component	How to Dispose	Where to Dispose
Knorr Patak's Sauces		 Recycle	Bottle	Rinse bottle to remove residual product	Place in the commingled (yellow lid) bin or in the kerbside mixed recycling bin
		 Recycle	Cap	Rinse cap to remove residual product	Place in the commingled (yellow lid) bin or in the kerbside mixed recycling bin
			Bottle seal	Not recyclable	The induction seal and wad are not recyclable. Place in the general waste bin
		 Recycle	Case	Flatten case	Place in the Paper and Cardboard bin or in the kerbside mixed recycling bin
Knorr World Cuisine Sauces		 Recycle	Bottle	Rinse bottle to remove residual product	Place in the commingled (yellow lid) bin or in the kerbside mixed recycling bin
		 Recycle	Cap	Rinse cap to remove residual product	Place in the commingled (yellow lid) bin or in the kerbside mixed recycling bin
			Bottle seal	Not recyclable	Place in the general waste bin
		 Recycle	Case	Flatten case	Place in the Paper and Cardboard bin or in the kerbside mixed recycling bin
Knorr Pronto Napoli		 Recycle	Can and end	Rinse can to remove residual product	Place in the commingled (yellow lid) bin or in the kerbside mixed recycling bin. Label can be left on the can or removed and placed in the Paper and Cardboard bin
			Shrinkwrap	Not recyclable	Place in the general waste bin
		 Recycle	Layer pad	Recyclable	Place in the Paper and Cardboard bin or in the kerbside mixed recycling bin
Knorr World Cuisine Pastes		 Recycle	Can and end	Rinse can to remove residual product	Place in the commingled (yellow lid) bin or in the kerbside mixed recycling bin. Label can be left on the can or removed and placed in the Paper and Cardboard bin
		 Recycle	Overcap	Rinse cap to remove residual product	Place in the commingled (yellow lid) bin or in the kerbside mixed recycling bin
		 Recycle	Case	Flatten case	Place in the Paper and Cardboard bin or in the kerbside mixed recycling bin

This guide will be updated regularly with additional products & instructions.
















**Unilever
Food
Solutions**

We're for U.







Recycling & Disposal Instructions for Unilever Products

Product Range	Pack Image	Icon	Packaging Component	How to Dispose	Where to Dispose
Knorr World Cuisine Dry Mixes			Bag	Not recyclable	Place in the general waste bin
		 Recycle	Case	Flatten case	Place in the Paper and Cardboard bin or in the kerbside mixed recycling bin
Knorr Italian Glaze			Tamper evident seal	Not recyclable	Place in the general waste bin
		 Recycle	Bottle and cap	Recyclable as a combined item	Place in the commingled (yellow lid) bin or in the kerbside mixed recycling bin
		 Recycle	Case	Flatten case	Place in the Paper and Cardboard bin or in the kerbside mixed recycling bin
Knorr Potato Products			Bag	Not recyclable	Place in the general waste bin
		 Recycle	Carton	Flatten carton	Place in the Paper and Cardboard bin or in the kerbside mixed recycling bin
Continental Potato Products			Bag	Not recyclable	Place in the general waste bin
		 Recycle	Carton	Flatten carton	Place in the Paper and Cardboard bin or in the kerbside mixed recycling bin

This guide will be updated regularly with additional products & instructions.

Recycling & Disposal Instructions for Unilever Products

Product Range	Pack Image	Icon	Packaging Component	How to Dispose	Where to Dispose
Carte D'or Dessert Mixes			Bag	Not recyclable	Place in the general waste bin
		 Recycle	Carton	Flatten carton	Place in the Paper and Cardboard bin or in the kerbside mixed recycling bin
		 Recycle	Case	Flatten case	Place in the Paper and Cardboard bin or in the kerbside mixed recycling bin

This guide will be updated regularly with additional products & instructions.



Unilever
Food
Solutions

We're for U.